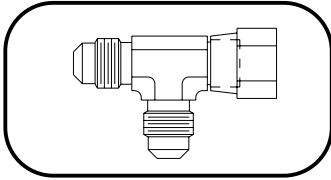
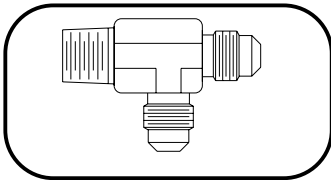


FITTINGS, HYDRAULIC
FOR HWH LEVELING AND ROOM EXTENSION SYSTEMS



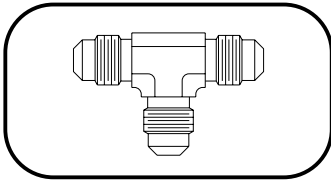
37° SWIVEL NUT RUN TEE
2 FLARE TUBE ENDS - SWIVEL NUT END ON RUN

HWH PART #	PARKER PART #	DESCRIPTION	QTY PER RF
RF90148 (F6006)	4 R6X-S	1/4" TUBE SWIVEL NUT RUN TEE	1
RF90149 (F6634)	5 R6X-S	5/16" TUBE SWIVEL NUT RUN TEE	1



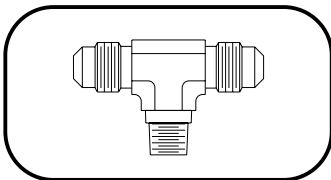
MALE RUN TEE
2 FLARE TUBE ENDS AND 1 MALE PIPE THREAD

HWH PART #	PARKER PART #	DESCRIPTION	QTY PER RF
RF91978 (F12322)	4 RTX-S	1/4" TUBE X 1/8" NPTF PIPE THREAD	1



37° UNION TEE
FLARE TUBE END ALL 3 PORTS

HWH PART #	PARKER PART #	DESCRIPTION	QTY PER RF
RF3680 (F3680)	4 JTX-S	1/4" TUBE UNION TEE	1
RF90144 (F5988)	5 JTX-S	5/16" TUBE UNION TEE	1



37° MALE BRANCH TEE
FLARE TUBE ENDS - MALE PIPE BRANCH

HWH PART #	PARKER PART #	DESCRIPTION	QTY PER RF
RF90151 (F6966)	4 STX-S	1/4" TUBE ENDS X 1/8" NPTF MALE BRANCH TEE	1