

NOTE: INSTALLATION MUST CONFORM TO GOOD SHOP PRACTICES, SAE STANDARDS, RVIA STANDARDS, AND OTHER APPLICABLE STANDARDS.

SUPPLIED BY:  
 \*FORETRAVEL  
 \*\*HWH  
 LEVELING SYSTEM: AP40132

NO.	DATE	REVISION

THE INFORMATION DISCLOSED ON THIS DRAWING IS CONFIDENTIAL AND MUST NOT BE DISCLOSED OR USED IN ANY MANNER WHICH WILL BE DETRIMENTAL TO THE HWH CORPORATION

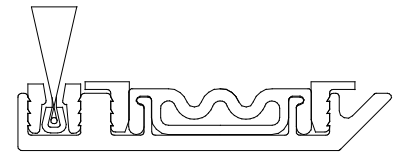
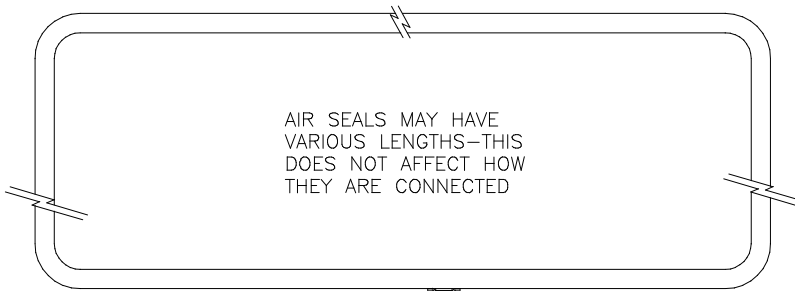
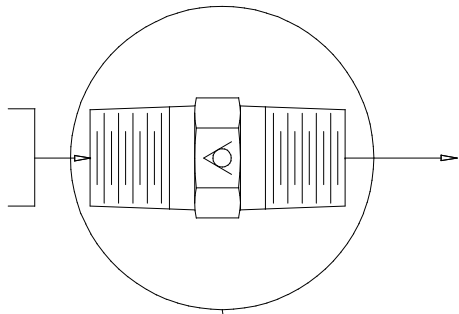
HWH 1-80 EXIT 267 SOUTH  
 RT 1 MOSCOW, IOWA 52760

SCALE    DATE 12FEB07    DRAWN BY

AIR CONN DIAGRAM

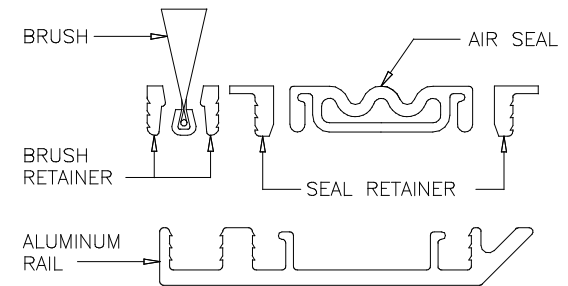
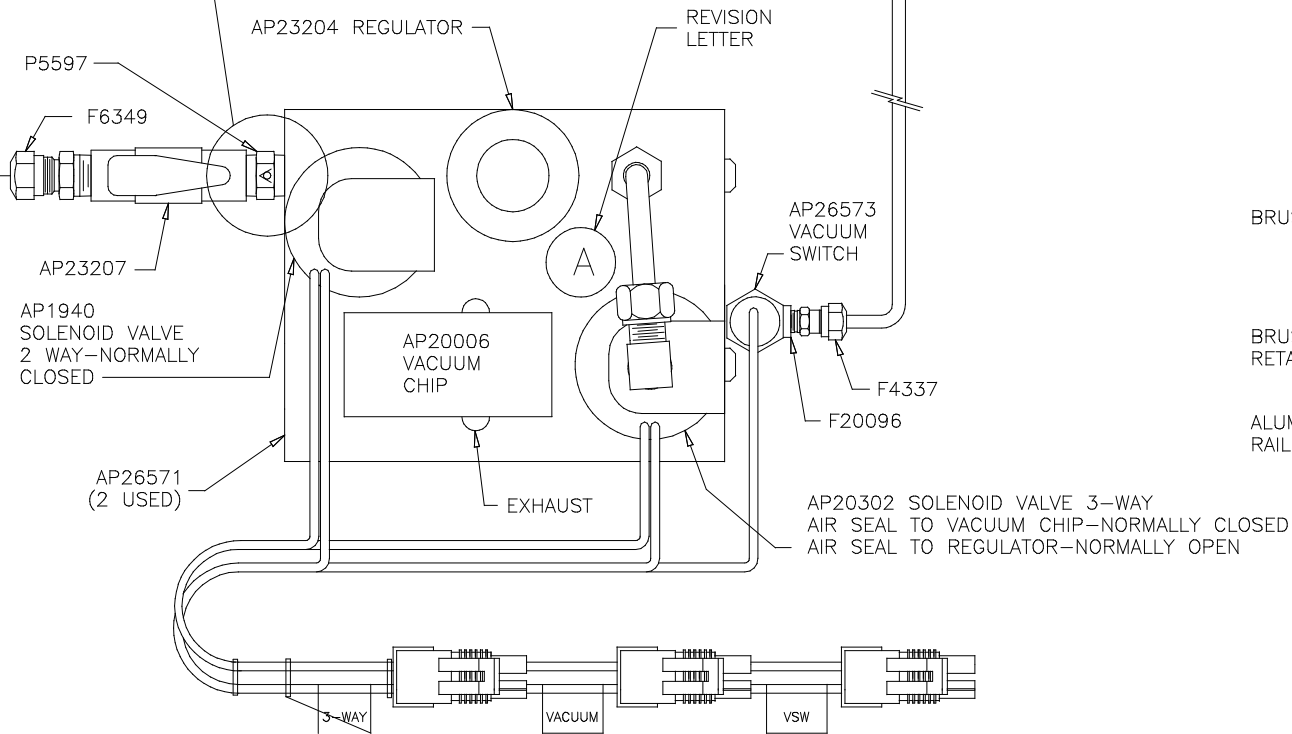
FORETRAVEL    DRAWING NUMBER MP79069 A/B

1/4 NPT BRASS CHECK VALVE APPEARS SIMILAR TO 1/4 BRASS NIPPLE. ORIENT SO AIR FLOWS IN PROPER DIRECTION.



SECTION VIEW: ASSEMBLED RAIL, BRUSH, SEAL, RETAINERS.

TO AIR SUPPLY



SECTION VIEW: EXPLODED RAIL, BRUSH, SEAL, RETAINERS.

NOTE: INSTALLATION MUST CONFORM TO GOOD SHOP PRACTICES, SAE STANDARDS, RVIA STANDARDS, AND OTHER APPLICABLE STANDARDS.