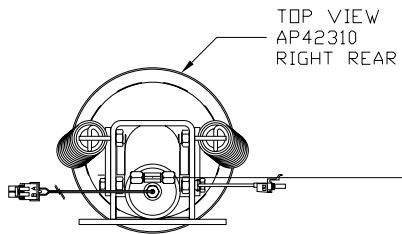
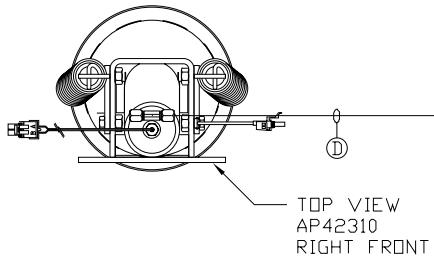
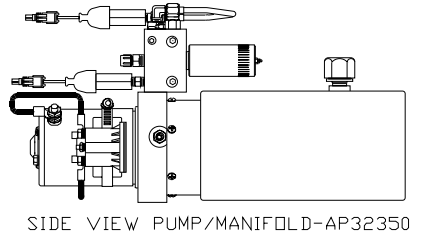
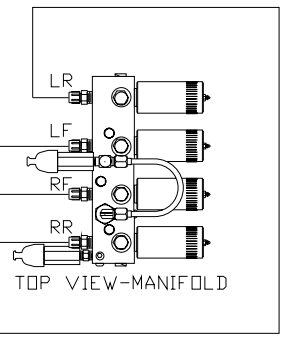
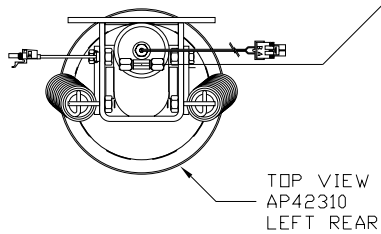
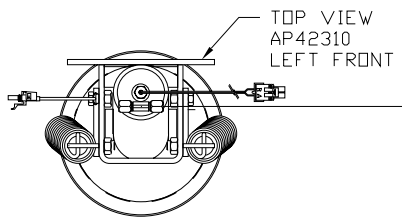


ORIENTATION  
← FRONT



NOTE: CROSS TIES REQUIRED FOR FRONT AND REAR JACKS



LOCATION AND ORIENTATION OF PUMP/MANIFOLD ASSEMBLY WILL DIFFER DEPENDING UPON O.E.M.

- Ⓐ AP3314 HOSE ASSY .25" x 48"
- Ⓑ AP5352 HOSE ASSY .25" x 96"
- Ⓒ AP39237 HOSE ASSY .25" x 184"
- Ⓓ AP6116 HOSE ASSY .25" x 240"

NOTE: INSTALLATION MUST CONFORM TO GOOD SHOP PRACTICES, SAE STANDARDS, RVIA STANDARDS, AND OTHER APPLICABLE STANDARDS.

LEVELING SYSTEM: AP44126

NO.	DATE	REVISION
THE INFORMATION DISCLOSED ON THIS DRAWING IS CONFIDENTIAL AND MUST NOT BE DISCLOSED OR USED IN ANY MANNER WHICH WILL BE DETRIMENTAL TO THE HWH CORPORATION		

HWH		I-80 EXIT 267 SOUTH RT 1 MOSCOW, IOWA 52760	
SCALE 1:6	DATE 29JAN09	DRAWN BY .	
HYD CONN DIAGRAM			
FRONTLINE			DRAWING NUMBER MP70115